

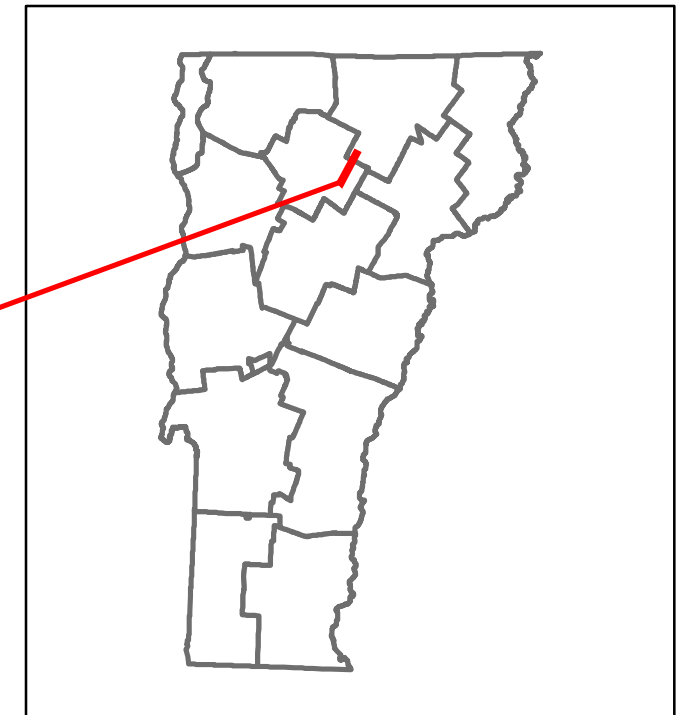


Route Log and Progress Chart

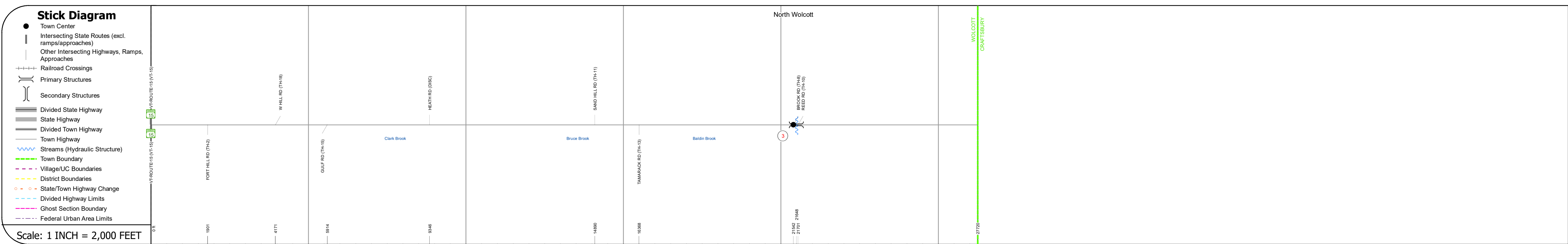
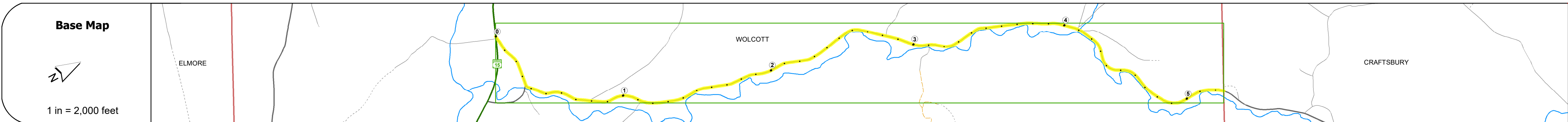
DRAFT

Please Note: Errors and Omissions May Exist.
Contact the VTrans Mapping Section with questions or concerns.

DISTRICT	TOWN	ROUTE
6	WOLCOTT	Maj-0247



Maj-0247



STRUCTURE DESCRIPTIONS

Bridge 3:
Tee Beam - 1929
Structure No. 20024700308102
Length: 33'
Width: 29.0'
Facility Carried: TR 01 FAS 247
Structure Type: CONCRETE T-BEAM
Features Intersected: BROOK
Surface: Bituminous
Maintenance/Ownership: Town

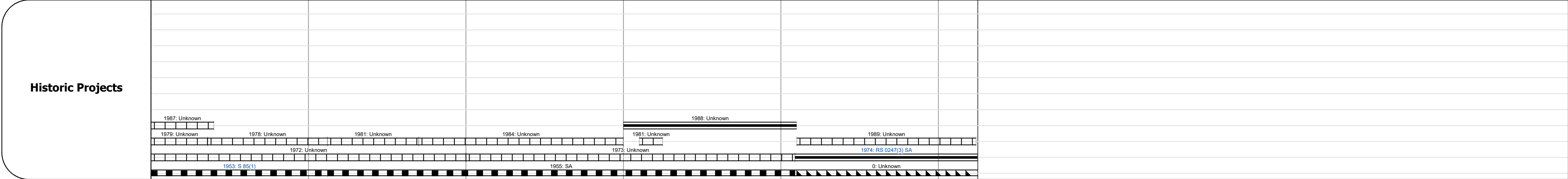
Travellane	Roadway	Lane Count	Base	Subbase
				18" Gravel

Curves
4.78 10 11 10 3.2 8 6 6

Grades

Guardrails

Rumblestrips



Maintenance Garage

Speed Zone

Functional Class
5

National Highway System

Limited Access Highway

Customer Service Level

Traffic Counters
L308

Year	2020	2019	2018	2017	2016
ADT	1402	1655	1700	1700	1500

Year	2021 (Incomplete)	2020	2019	2018	2017
Crash Locations	HCL Section No. 91				

Historic Projects Unknown, Bituminous Concrete, Retreatment, Resurface, Bituminous Mix, Bituminous Seal, Surface Treated Gravel, Plant Mix, Reclaimed Base and Bituminous Concrete.	Functional Class 1- Interstate System, 2- Other Freeways and Expressways, 3- Principal Arterial, 4- Minor Arterial, 5- Major Collector, 6- Minor Collector.	Curves Left (degrees), Right (degrees), Grades (percent) grade up, Grades (percent) grade down.	Traffic Counters Continuous (CTC), Weigh-In-Motion (WIM), Short-Term, Scheduled, Short-Term, Unscheduled.	Crash Locations High Crash Locations (HCL's) Sections (& Intersections), HCL No. 1-100 (1-10), 101-200 (11-20), 201-300 (21-30), 301-400 (31-40), 401-800 (41-113).	Mileage by Functional Class By Sheet 0247 5 - Major Collector 5.250	Mileage by Town By Sheet WOLCOTT - S02470810 5.25 of 5.25	DISTRICT 6	TOWN WOLCOTT	Date: 11/16/21	ROUTE Maj-0247 ETE mileage: 0.0 to 5.25
Page Total Mileage: 5.250 mi						Page Total Mileage: 5.25 mi				

For More Information Contact - Vermont Agency of Transportation, Policy, Planning and Intermodal Development Division - Mapping Section, 1 National Life Drive, Montpelier, VT 05633-5001 Telephone: 802-828-2600.