


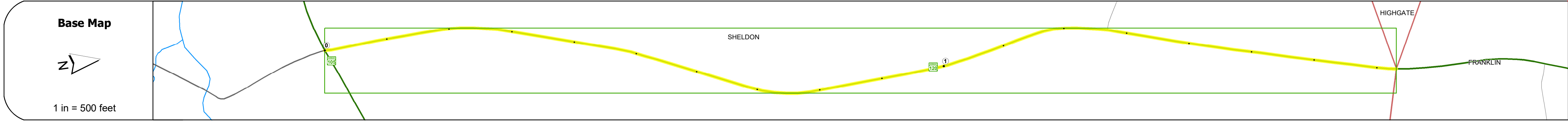
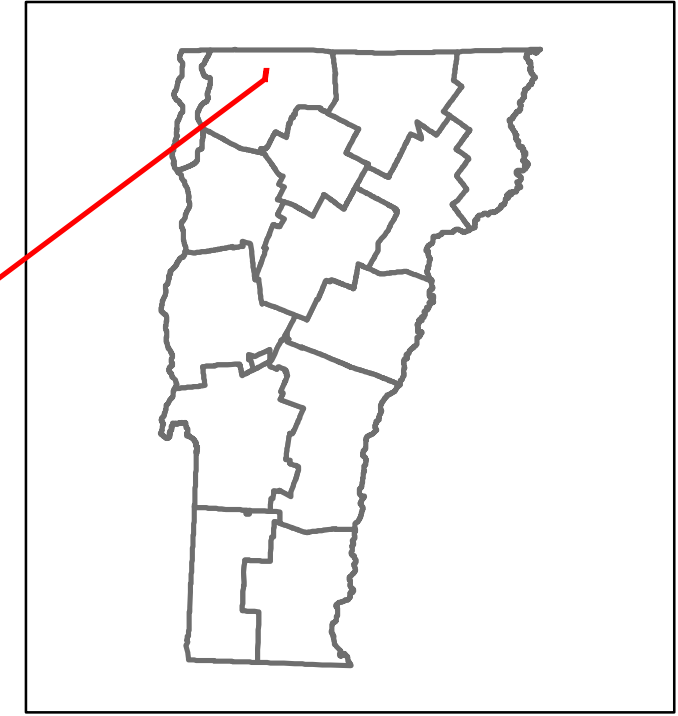


Route Log and Progress Chart

DRAFT

Please Note: Errors and Omissions May Exist.
Contact the VTrans Mapping Section with questions or concerns.

DISTRICT	TOWN	ROUTE
8	SHELDON	VT-120



Road Widths	Travellane	22'
	Roadway	26'
	Lane Count	2
	Base	
	Subbase	15'

Curves	5'	5'	5'	3'
---------------	----	----	----	----

Grades	+4.0%	+9.0%
---------------	-------	-------

Guardrails	
-------------------	--

Rumblestrips	
---------------------	--

Speed Zone	
-------------------	--

Curves: Head-on, FTC6	
------------------------------	--

Curves: Overturn, FTC7	
-------------------------------	--

Curves: Run-off Road, FTC8	
-----------------------------------	--

Curves: Fixed Object, FTC9	
-----------------------------------	--

Curves: Night Run-off Road, FTC10	
--	--

Interstate: Overturn, FTC11	
------------------------------------	--

Tangents: Head-on, FTC12	
---------------------------------	--

Tangents: Overturn, FTC13	
----------------------------------	--

Tangents: Run-off Road, FTC14	
--------------------------------------	--

Risk	Primary Risk	High Risk	Medium Risk	Low Risk	Minimal Risk	Not a Focus Facility
-------------	--------------	-----------	-------------	----------	--------------	----------------------

AADT	2022	902
	2021	981
	2020	866
	2019	1022
	2018	1000

STRUCTURE DESCRIPTIONS

--

Historic Projects Unknown, Retreatment, Resurface, Bituminous Mix, Skinny Mix, Bituminous Seal, Bituminous Concrete, Cold Plane and Concrete, Reclaimed Base and Bituminous Concrete, Surface Treated Gravel, Plant Mix, Reclaimed Base and Bituminous Concrete	Functional Class 1 - Interstate System, 2 - Other Freeways and Expressways, 3 - Principal Arterial, 4 - Minor Arterial, 5 - Major Collector, 6 - Minor Collector	Curves Left (degrees), Right (degrees), Grades (percent) grade up, (percent) grade down	Traffic Counters Continuous (CTC), Weigh-In-Motion (WIM), Short-Term, Scheduled (counter ID), Short-Term, Unscheduled (counter ID)	Crash Locations Fatal, Injury, Property Damage Only, Unknown Crash Type, High Crash Locations (HCL's) Sections (& Intersections)	Mileage by Functional Class By Sheet 0299 5 - Major collector 1.731	Mileage by Town By Sheet SHELDON - V120-0614 1.731 of 1.731	DISTRICT 8	TOWN SHELDON	Date: 04/10/24	ROUTE VT-120 ETE mileage: 0.0 to 1.731
---	--	---	--	--	---	---	----------------------	------------------------	-----------------------	---